









Name \_\_\_\_\_

# Read and Spell









Read and spell these words to be a better reader.

 Read it.  <b>know</b>	 Trace it.  know	 Write it. _____ _____ _____
 Read it.  <b>out</b>	 Trace it.  out	 Write it. _____ _____ _____
 Color them.  know      out		
 Circle them.  <div style="display: flex; justify-content: space-around; padding: 10px;"> <div>out</div> <div>know</div> <div>off</div> <div>know</div> </div> <div style="display: flex; justify-content: space-around; padding: 10px;"> <div>our</div> <div>so</div> <div>out</div> <div>now</div> </div> <div style="display: flex; justify-content: space-around; padding: 10px;"> <div>your</div> <div>out</div> <div>know</div> <div>who</div> </div>		

Name \_\_\_\_\_

# Read and Spell

Read and spell these words to be a better reader.

 Read it.  <b>same</b>	 Trace it.  same	 Write it. _____ _____ _____
 Read it.  <b>take</b>	 Trace it.  take	 Write it. _____ _____ _____
 Color them.  <div style="display: flex; justify-content: space-around; font-size: 48px;"> <span>same</span> <span>take</span> </div>		
 Circle them.  <div style="display: grid; grid-template-columns: 1fr 1fr 1fr 1fr; gap: 20px;"> <div>that</div> <div>same</div> <div>back</div> <div>take</div> <div>take</div> <div>said</div> <div>same</div> <div>out</div> <div>some</div> <div>take</div> <div>know</div> <div>same</div> </div>		