

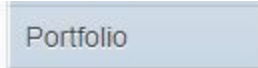
Dear McAdams Parents and Students,

Please read below for information on accessing the third nine week report card and student Google accounts.

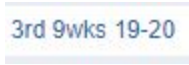
Report Cards

Report cards for the 3rd 9 weeks have been posted in Skyward. Please follow these directions for accessing them:

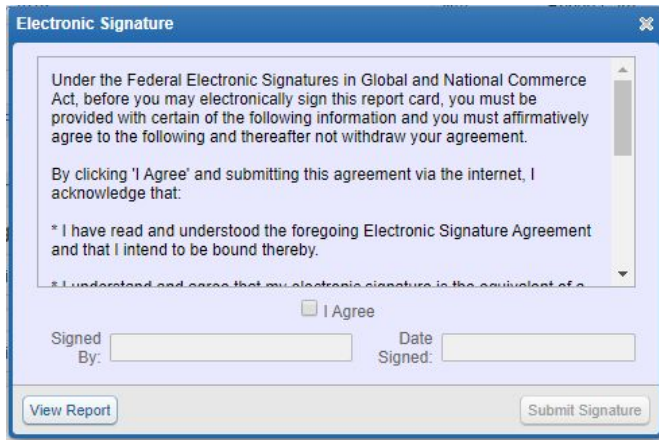
Once in Skyward Family Access, select the “Portfolio” tab on the left.



Then, click on the NW3 Report Card



Then the Electronic Signature window will appear. Read the agreement, click “I agree,” and click “Submit Signature.” You may then click “View Report” (if it doesn’t appear automatically).



Google Apps Account

Many teachers are posting resources to complete the instructional bundle activities in their Google Classrooms, so students will need to log into their DISD google apps account at home.

[Click here for step-by-step instructions.](#)

Estimados Padres de McAdams,

Por favor leen la información para acceder los boletos de la tercera nueve semanas y las cuentas de estudiantes de GOOGLE.

Report Cards

Los boletos de la tercera nueve semanas ya están en Skyward. Para acceder los boletos, por favor sigue las siguientes direcciones:

Ya que están en Skyward Family Access, elige el botón de "Portfolio" a la izquierda.



Portfolio

Ahora, haz clic en NW3 REPORT CARD .



3rd 9wks 19-20

En este momento, sale una ventanilla que dice- Electronic Signature-Firma Electrónica. Lee el consentimiento, elige "I agree"- "Estoy de Acuerdo" y haz clic en "Submit Signature "- "Enviar Firma" Ahora, haz clic en "View Report"- "Ver el Boletto" (si no sale automáticamente).



The screenshot shows a dialog box titled "Electronic Signature" with a close button (X) in the top right corner. The text inside the dialog box reads: "Under the Federal Electronic Signatures in Global and National Commerce Act, before you may electronically sign this report card, you must be provided with certain of the following information and you must affirmatively agree to the following and thereafter not withdraw your agreement." Below this, it says: "By clicking 'I Agree' and submitting this agreement via the internet, I acknowledge that:" followed by a bulleted point: "* I have read and understood the foregoing Electronic Signature Agreement and that I intend to be bound thereby." At the bottom of the text area, there is a partially visible line: "* I understand and agree that my electronic signature is the equivalent of a...". Below the text area is a checkbox labeled "I Agree". Underneath the checkbox are two input fields: "Signed By:" and "Date Signed:". At the bottom of the dialog box, there are two buttons: "View Report" on the left and "Submit Signature" on the right.

Cuenta de Google

Muchos(as) maestros(as) están publicando los recursos para completar los paquetes de instrucción en su cuenta de GoggleClassrooms, de esta manera, estudiantes pueden entrar en su cuenta de DISD google apps en la casa. [Click here for step-by-step instructions.](#)